



Photo: SL 608 HL RT

© Smart Lift A/S 2018

## SL 608 OUTDOOR HLE ROTATION

LIFTS UP TO 608 KG / 1,340 LBS.

The SL 608 Outdoor High Lifter Electric Rotation is a powerful lift designed for installations that require additional reach and lifting height. The electric extension of the arm surpasses basement shafts, flower beds and similar hard-to-reach places easily.

The lift has enough power to handle large sheets of glass precisely with electric rotation of the yoke. This ensures great freedom of movement 3D and is operated by remote control.

SL 608 Outdoor HLE RT has the same basic characteristics as the other Outdoor models with a powerful electric motor and electronic brake system. The wide and puncture proof tires ensure stable transport with a full load. The lift is rain and dustproof and has dual vacuum circuit for greater safety.

Size and weight make it suitable for transport in the back of a van or on a trailer.

 Available in all colors



EXTENSION OF ARM  
**160 CM** /63 IN.



LIFTING HEIGHT  
**410 CM** /160 IN.



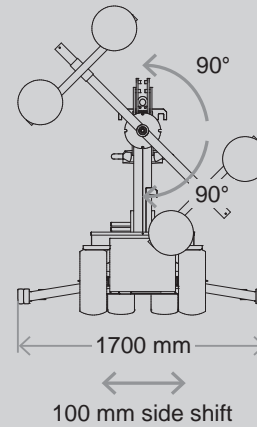
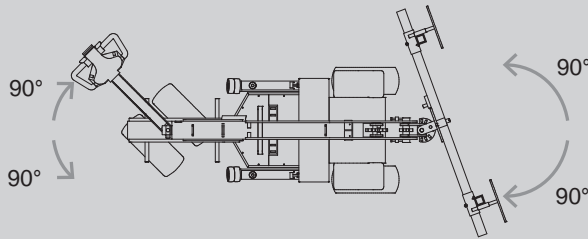
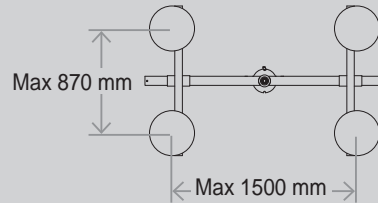
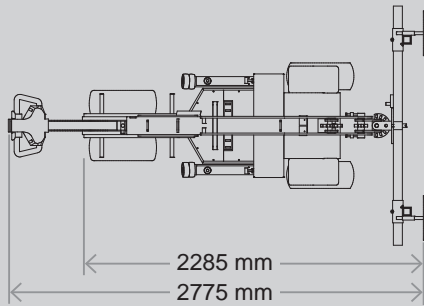
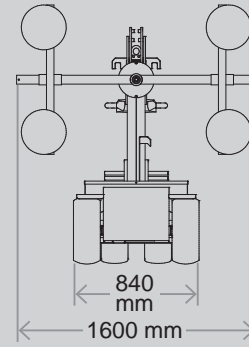
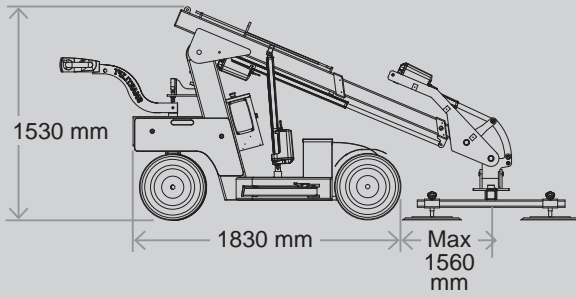
Electric extension of the arm provides greater reach and electric rotation of the yoke provides full freedom of movement 3D.



**Smart Lift**®

www.smartlift.com

**BASIC DATA**



**TECHNICAL SPECIFICATIONS**

Lifting cap. arm in/out	600/180 kg - 1,340/400 lbs.
Lifting height	4100 mm / 160 in.
Extension of arm	700 + 900 mm / 28 + 35 in.
Tip from horizontal	40° back/ 100° forward
Side shift	100 mm / 4 in.
Charging voltage	230 V / 110V
Charging time	Approx. 8 hrs.
Battery	2 x 105 Ah
Running period	Up to 8 hrs.
Front wheel drive	1200 W AC
Suction pads	4 x Ø 400mm / 16 in.
Curb weight	940 kg / 2072 lbs.
Class	IP 65

**LIFTING DIGRAM**

